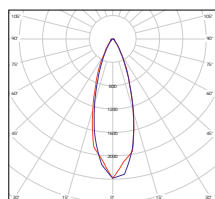
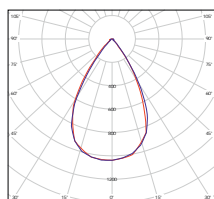




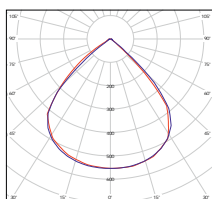
### Fotometria/Photometrics



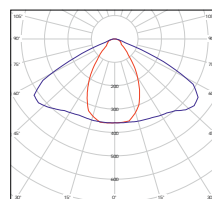
30°



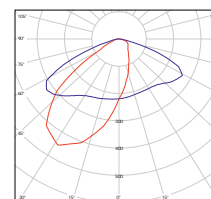
60°



90°



60°x135°



85°x135°

Napięcie zasilania/ Input voltage [V]	Moc/Power [W]	Wydajność LED/ LED Efficiency [lm/W]	Strumień LED/ LED Lum. output [lm]	Sprawność oprawy/ Lum. efficiency	Wsp. oddawania barw/ Color Index	Temp. barwowa/ Color Temp. [K]	Wymiary WxLxH/ Dimensions WxLxH [mm]	Powierzchnia boczna/ Lateral surface [cm <sup>2</sup> ]	Waga/ Weight [kg]
AC(85-265)/ (50-60)Hz	80	160	12800	>0,90	>70/80	2200-6500	91x321x377	~330	~4,5
AC(85-265)/ (50-60)Hz	100	160	16000	>0,90	>70/80	2200-6500	91x321x377	~330	~4,5
AC(85-265)/ (50-60)Hz	150	160	24000	>0,90	>70/80	2200-6500	91x423x377	~330	~6,5
AC(85-265)/ (50-60)Hz	200	160	32000	>0,90	>70/80	2200-6500	91x526x377	~330	~9
AC(85-265)/ (50-60)Hz	250	160	40000	>0,90	>70/80	2200-6500	91x631x377	~330	~11,5
AC(85-165)/ (50-60)Hz	300	160	48000	>0,90	>70/80	2200-6500	148x444x506	~750	~12,5
AC(85-165)/ (50-60)Hz	400	160	64000	>0,90	>70/80	2200-6500	148x654x506	~750	~19
AC(85-165)/ (50-60)Hz	500	160	80000	>0,90	>70/80	2200-6500	148x654x506	~750	~19,5
AC(85-165)/ (50-60)Hz	600	160	96000	>0,90	>70/80	2200-6500	148x763x506	~750	~23

**Monta /Assembly:** przykręcany (regulowany kąt) / rack mounting (adj. angle)

**Obudowa/Housing:** aluminium / aluminum

**Kolor/Color:** ciemny grafit, biały / dark graphite, white

**Optyka/Optics:** soczewkowa / lens

**Zakres temp. pracy/Working temp. range:** -30°~+45°

**Żywotność LED (Ta=30°C, L70)/LED Lifetime (Ta=30°C, L70):** >100 000 h

**Systemy sterowania/Control systems:** DALI

**Klasa ochronności IEC/Protection class IEC:** I

**Stopień ochrony/Protection Rating:** IP 65

**Odporność /Mech. impact protection:** IK10

**Zastosowanie/Application:** obiekty sportowe, lotniska, doki /  
sports objects, airports, docks

**Gwarancja/Warranty:** 5 lat / 5 years

